



Grilles/Registers/Diffusers Submittals

Job Name: SDM 803, 1500 AVE RD

Date Printed: 5/22/2025

Spec Section: 15 - HVAC

Contact: 571 Chrislea Rd., Unit 3
Woodbridge, ON L4L 8A2



All-In-One
Detailed Submittal Schedule
Grilles/Registers/Diffusers

#	Qty	Model	Tag	Unit Sz.	Inlet Sz.	Border	Face Sz.	Accessories
1	2	SPD	S-1	6	6	31	24, 24	
31 - 15/16" T-Bar Lay-In or Surface Mount Application								
2	1	SPD	S-2	8	8	31	24, 24	
31 - 15/16" T-Bar Lay-In or Surface Mount Application								
3	2	80	R-1	24.000, 6.000		F		SW
F - 1 1/4" (32) Flat Frame SW - Sidewall Application								

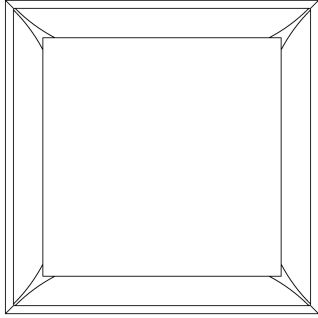


Performance Notes

Date Printed: 5/22/2025

1. Tested in accordance with ASHRAE Standard 70-2006 "Method of Testing for Rating the Performance of Air Outlets and Inlets".
2. Throw data is based on the temperature differential (Dt), in degrees Fahrenheit (°F), between supply air temperature and room temperature.
3. Throw values, in feet (ft), are provided at terminal air velocities of 150 fpm, 100 fpm, and 50 fpm for supply applications.
4. The NC, sound pressure level, is based on a room absorption of 10dB re 10^{-12} Watts in each octave band.
5. Blanks (--) indicate an NC level below 15.
6. Air flow is in cubic feet per minute (cfm).
7. Static pressure (Ps), velocity pressure (Pv), and total pressure (Pt) are in inches of water (in. w.g.).

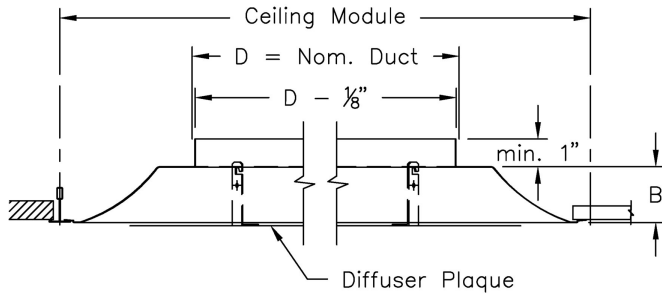
SPD Square Plaque Diffuser



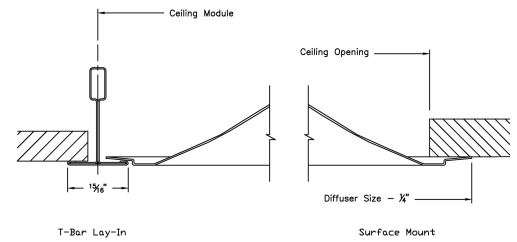
Duct Diameter: 6"
Backpan Height (B): 2 1/2"
Ceiling Module: 24" x 24"
Ceiling Opening: 22" x 22"
(Surface Mount App)

Border: 31

15/16" T-Bar Lay-In or Surface Mount Application



Frame Detail:



Notes:

- 360° radial horizontal air pattern
- Removable face panel
- For 9/16" flat tee installation with style 31 frame, cross-tees must be firmly secured. Locking any unopposed cross tees to the main beam with clips such as Armstrong STAC is recommended. Corner clips from ceiling suppliers may also be used, or order 916 clip in GRD-PARTS (confirming fit with ceiling on site is recommended).
- Integral hanger loops
- Factory tolerance +/- 1/32"



Scan for link to additional product information

Material:

- Diffuser: Steel

Finish:

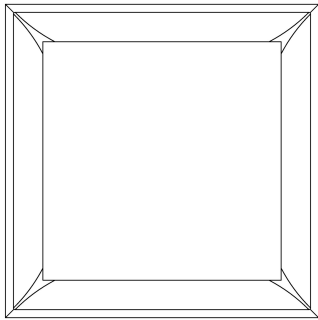
- B12 - Standard White

PROJECT: SDM 803, 1500 AVE RD
ENGINEER:
DESCRIPTION: Square Plaque Diffuser
SPD-1-2//1/6//24/24/31/////B12

SUBMITTAL NO: 258503-F
CUSTOMER:

SUBMITTAL DATE: 5/22/2025

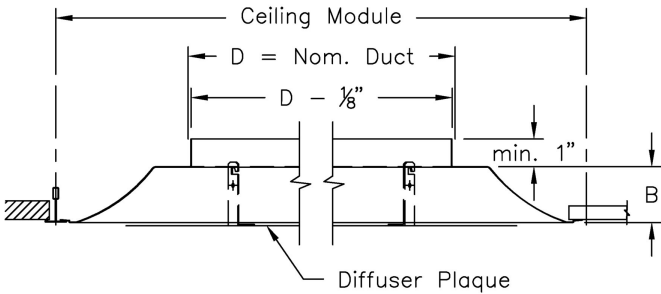
SPD Square Plaque Diffuser



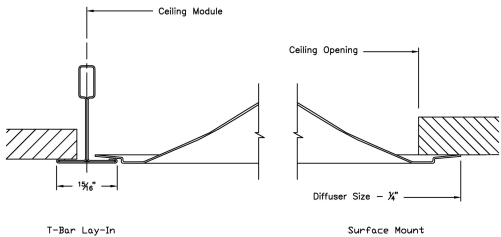
- Duct Diameter: 8"
- Backpan Height (B): 2 1/2"
- Ceiling Module: 24" x24"
- Ceiling Opening:
(Surface Mount App) 22" x 22"

Border: 31

15/16" T-Bar Lay-In or Surface Mount Application



Frame Detail:



Notes:

- 360° radial horizontal air pattern
- Removable face panel
- For 9/16" flat tee installation with style 31 frame, cross-tees must be firmly secured. Locking any unopposed cross tees to the main beam with clips such as Armstrong STAC is recommended. Corner clips from ceiling suppliers may also be used, or order 916 clip in GRD-PARTS (confirming fit with ceiling on site is recommended).
- Integral hanger loops
- Factory tolerance +/- 1/32"



Scan for link to additional product information

Material:

- Diffuser: Steel

Finish:

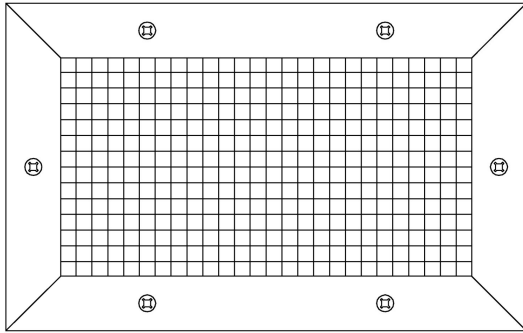
- B12 - Standard White

PROJECT: SDM 803, 1500 AVE RD
ENGINEER:
DESCRIPTION: Square Plaque Diffuser
SPD-1-2//1/8//24/24/31/////B12

SUBMITTAL NO: 258503-F
CUSTOMER:

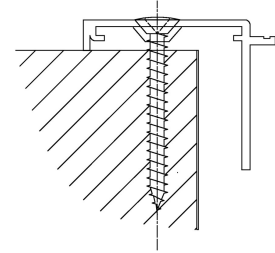
SUBMITTAL DATE: 5/22/2025

80 Egg Crate Grille – 1/2" x 1/2" x 1/2" Core



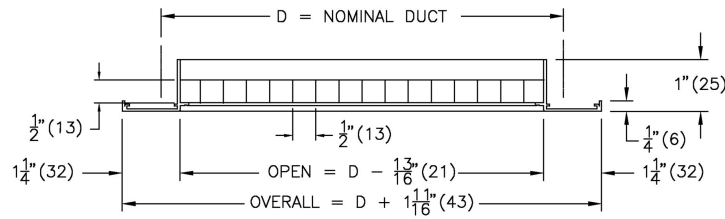
Fastening: A

Countersunk Screw Holes



Border: F

1 1/4" (32) Flat Frame



Material:

- Grille - Aluminum construction

Finish:

- B12 - Standard White

Notes:

- 1/2" x 1/2" x 1/2" aluminum grid core
- Minimum duct size = 6" x 4" (152mm x 102mm)
- Maximum duct size without mullion = 48" x 24" (1219mm x 610mm)
- Maximum duct size with mullion = 96" x 48" (2438mm x 1219mm)
- Units with mullion supplied in one-piece frame construction
- Units over 96" x 48" (2438mm x 1219mm) supplied in sections c/w Duct Mounting Channel
- Factory tolerance $\pm 1/32"$ (1mm)

PROJECT: SDM 803, 1500 AVE RD

ENGINEER:

DESCRIPTION: Egg Crate Grille, 1/2" X 1/2" X 1/2"

80//I/24.000/6.000//SW/F////////A////////B12

SUBMITTAL NO: 259683-E

CUSTOMER:

SUBMITTAL DATE: 5/22/2025