

## SHOP DRAWING TRANSMITTAL

To: Daniel Cusimano Architect Inc.  
185 Bridgeland Ave.  
Suite 107  
Toronto, ON M6A 1Y7

Att: Stacey Melville

Project: **Shopper's Drug Mart #935**  
1000 Islands Mall  
Brockville, Ontario

From: Kyle McCallum  
Date: July 31, 2025  
File: 7503.pt

---

We have reviewed the attached contractor's equipment shop drawings for general conformity with the design documents and are forwarding them to you for your use in association with the above noted project.

---

The documents are sent by: Courier • Hand • Pick-up • Facsimile • **E-mail**

---

<u>Qty</u>	<u>Shop Drawings</u>	<u>Notes</u>
1	Grilles & Diffusers (E.H. Price)	Reviewed: No comment.  Shop drawings received via email and returned. Ensure hard copies are created for submission with maintenance manual.



54 Audia Court, Unit 2  
Concord, ON L4K 3N5  
(905)-738-1400

## Submittal

PROJECT NAME	PROJECT ADDRESS	DATE SUBMITTED
SDM 935 - Brockville 25-043	1000 Islands Mall, Brockville, ON	
TO	FROM	
Nick Cvik		
COMPANY	COMPANY	
FLUID CONSTRUCTION & PROJECT MANAGEMENT		
EMAIL	EMAIL	
nick@fluidconstruction.ca		
ADDRESS	ADDRESS	
2800 JOHN ST #23 MARKHAM, ON L3R 0E2	54 Audia Court, Unit 2 Concord, ON L4K 3N5	

## Title

Air Distribution

## Description

SPD Square Plaque Diffuser  
80 Egg Crate Grille

INTEGRATED ENGINEERING		
REVIEW OF THIS DRAWING IS FOR GENERAL CONFORMITY WITH THE DESIGN ONLY. THE CONTRACTOR IS RESPONSIBLE FOR ALL REQUIREMENTS OF THE INSTALLATION.		
PROJ No. 7503	REVIEWED	
DATE 25.07.31	REVISED	
BY KJM	RESUBMIT	

SPEC	SUBSECTION	ITEM	TYPE
------	------------	------	------



# Grilles/Registers/Diffusers Submittals

**Job Name:** SDM BROCKVILLE

**Date Printed:** 7/28/2025

**Spec Section:** 15 - HVAC

**Contact:** 571 Chrislea Rd., Unit 3  
Woodbridge, ON L4L 8A2



**All-In-One**  
**Detailed Submittal Schedule**  
**Grilles/Registers/Diffusers**

#	Qty	Model	Unit Sz.	Inlet Sz.	Border	Face Sz.	Accessories
1	3	SPD	6	6	31	24, 24	
31 - 15/16" T-Bar Lay-In or Surface Mount Application							
2	3	80	23.000, 5.000		NF		LI
NF - 3/4" (19) Narrow Flat Frame   LI - T-Bar Lay-In							

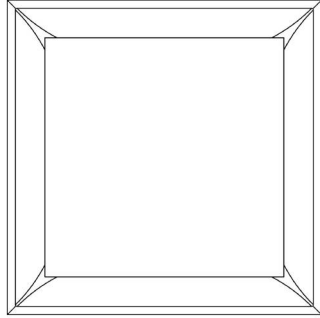


## Performance Notes

Date Printed: 7/28/2025

1. Tested in accordance with ASHRAE Standard 70-2006 "Method of Testing for Rating the Performance of Air Outlets and Inlets".
2. Throw data is based on the temperature differential (Dt), in degrees Fahrenheit (°F), between supply air temperature and room temperature.
3. Throw values, in feet (ft), are provided at terminal air velocities of 150 fpm, 100 fpm, and 50 fpm for supply applications.
4. The NC, sound pressure level, is based on a room absorption of 10dB re 10<sup>-12</sup> Watts in each octave band.
5. Blanks (--) indicate an NC level below 15.
6. Air flow is in cubic feet per minute (cfm).
7. Static pressure (Ps), velocity pressure (Pv), and total pressure (Pt) are in inches of water (in. w.g.).

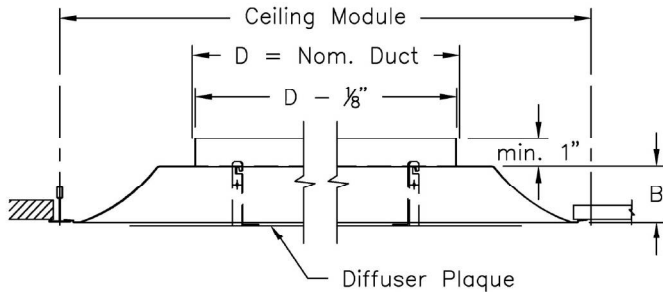
## SPD Square Plaque Diffuser



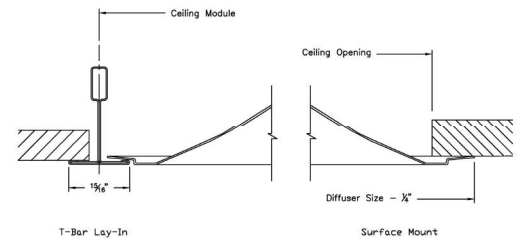
**Duct Diameter:** 6"  
**Backpan Height (B):** 2 1/2"  
**Ceiling Module:** 24" x 24"  
**Ceiling Opening:** 22" x 22"  
**(Surface Mount App)**

**Border:** 31

15/16" T-Bar Lay-In or Surface Mount Application



### Frame Detail:



### Notes:

- 360° radial horizontal air pattern
- Removable face panel
- For 9/16" flat tee installation with style 31 frame, cross-tees must be firmly secured. Locking any unopposed cross tees to the main beam with clips such as Armstrong STAC is recommended. Corner clips from ceiling suppliers may also be used, or order 916 clip in GRD-PARTS (confirming fit with ceiling on site is recommended).
- Integral hanger loops
- Factory tolerance +/- 1/32"



Scan for link to additional product information

### Material:

- Diffuser: Steel

### Finish:


- B12 - Standard White

**PROJECT:** SDM BROCKVILLE  
**ENGINEER:**  
**DESCRIPTION:** Square Plaque Diffuser  
 SPD-1-2//1/6//24/24/31/////B12

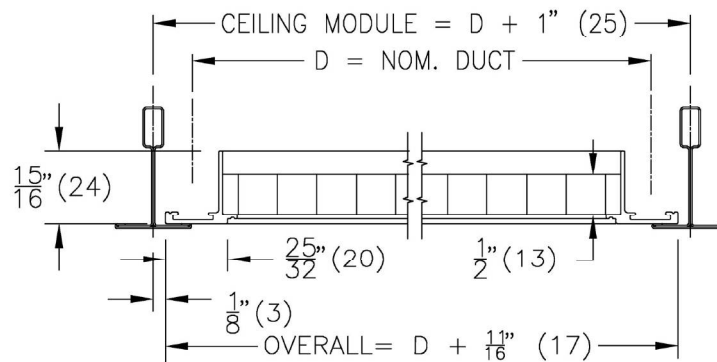
**SUBMITTAL NO:** 258503-F  
**CUSTOMER:**

**SUBMITTAL DATE:** 7/28/2025

**80 Egg Crate Grille – 1/2" x 1/2" x 1/2" Core**



**Border:** NF  
3/4" (19) Narrow Flat Frame



**Material:**

- Grille - Aluminum construction

**Finish:**

- B12 - Standard White

**Notes:**

- 1/2" x 1/2" x 1/2" aluminum grid core
- Maximum duct size without mullion = 48" x 24" (1219mm x 610mm)
- Maximum duct size with mullion = 96" x 48" (2438mm x 1219mm)
- Units with mullion supplied in one-piece frame construction
- Units over 96" x 48" (2438mm x 1219mm) supplied in sections c/w Duct Mounting Channel
- NF frame minimum duct size = 6" x 3" (152mm x 76mm)
- Factory tolerance  $\pm 1/32"$  (1mm)

**PROJECT:** SDM BROCKVILLE  
**ENGINEER:**  
**DESCRIPTION:** Egg Crate Grille, 1/2" X 1/2" X 1/2"  
80//1/23.000/5.000//LI/NF/////24/6//0/////B12

**SUBMITTAL NO:** 259683-E  
**CUSTOMER:**

**SUBMITTAL DATE:** 7/28/2025