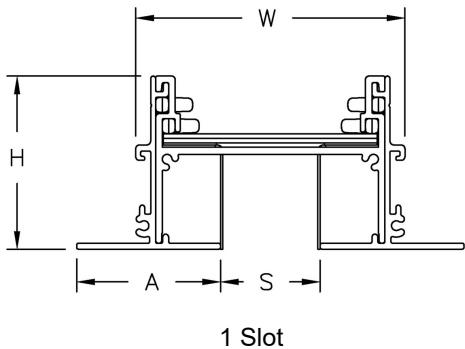


CF

Custom Flow



Slot Qty	S	A	H	W	Opening Width*
1	1"	1 7/16"	1 3/4"	2 3/4"	3 3/8"

* Opening width is outside dimension of field built plenum with hemmed edges. If no plenum is used, opening width may be additionally reduced by up to 1/4" (6mm).

Style:JS - Jet Slot

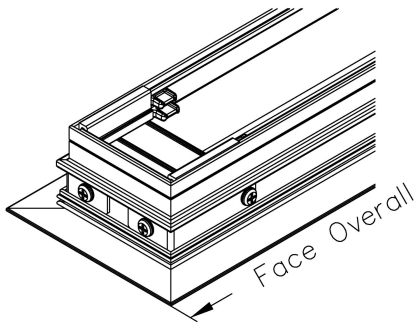
Ordered Size:264"

Frame Style:EF - Exposed Frame

Endcaps

XX

Mitered Endcaps

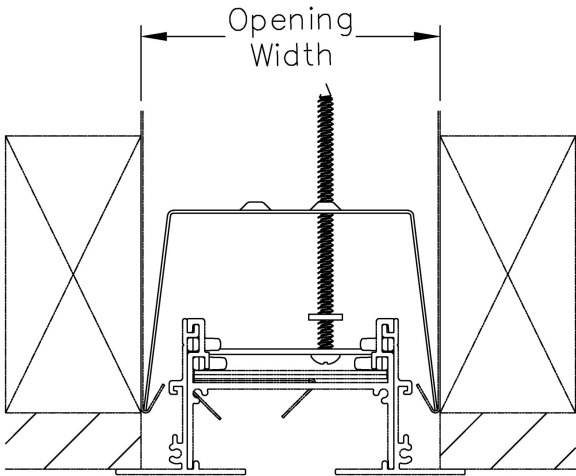


End Condition	Face Overall Length
XX	Ordered + 11/16"

Mounting:

C

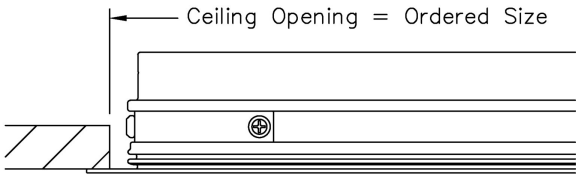
Concealed Mounting Brackets



Application

SM

Surface Mount



Material

- Extruded aluminum frame & spacers
- Steel pattern controllers
- Plastic locking pins
- Coated steel fasteners
- Coated steel concealed mounting brackets

Notes

- Minimum length 12" (305mm)
- Maximum section length 120" (3048mm)
- Sizes over maximum section length will be provided in multiple sections
- For installation instructions, instructions for drywall finishing, or instructions for field trimming, please see the CF installation manual
- Field trimming not recommended for X ends
- Replacement parts can be ordered through CFK or GRD-PARTS models
- For use with model CFP, UP, and UPL plenums
- Factory tolerance $\pm 1/32"$ (1mm)



Scan for link to additional product information and installation instructions.

Finish

- Diffuser face: PA - Prepared Aluminum - Mill Finish Factory Cleaned
- Interior surface: NO-BFR - upper frame to match diffuser face finish (JS)
- Pattern controllers - B17 black