



O.N. Site Construction Inc.
2861 Sherwood Heights Drive
Unit 40
Oakville, ON L6J 7K1

Submit To:
Andrew Browne
Petroff Partnership Architects

905.470.7000 x3357

PETROFF PARTNERSHIP ARCHITECTS

PETROFF

SHOP DRAWING REVIEW

THIS REVIEW IS FOR THE SOLE PURPOSE OF ASCERTAINING CONFORMANCE WITH THE GENERAL DESIGN CONCEPT. IT DOES NOT IMPLY APPROVAL OF THE DETAIL DESIGN INHERENT IN THE SHOP DRAWINGS, RESPONSIBILITY FOR WHICH SHALL REMAIN WITH THIS CONTRACTOR. NOR SHALL SUCH REVIEW RELIEVE THIS CONTRACTOR OF HIS RESPONSIBILITY FOR ERRORS OR OMISSIONS IN THE SHOP DRAWINGS OR OF HIS RESPONSIBILITY FOR MEETING ALL REQUIREMENTS OF THE CONTRACT DOCUMENTS. RESPONSIBILITY FOR CONFIRMATION AND CO-RELATION OF JOB SITE DIMENSIONS, FOR INFORMATION PERTAINING SOLELY TO FABRICATION PROCEDURES OR TO TECHNIQUES OF CONSTRUCTION OR INSTALLATION AND COORDINATION WITH THE WORK OF OTHER SUB-TRADES SHALL REMAIN WITH THIS CONTRACTOR.

☒ REVIEWED

☐ REVIEWED AND MODIFIED

☐ REVISE AND RESUBMIT

REVIEWED BY:
ANDREW BROWNE
DATE: 2024-11-26

Submittal
Submittal Number: 15.001
Revision Number: 00
Due Date: Dec 3, 2024

Job Details:

2955 Eglinton Avenue West
Mississauga, ON L5M 6J3
HVAC

Project: 24/094 - TD Eglinton & Winston Churchill
Vendor: Con-Sult Mechanical Inc.

Reference #	Item #	Description/Manufacturer	Qty	Item Spec - Drawing Ref
15.001	01	GRDs Shop Drawing	1	HVAC

Comments:

SHOP DRAWING REVIEW

SHOP DRAWING REVIEW INDICATES ACCEPTANCE OF GENERAL ARRANGEMENT AND DESIGN CONCEPT ONLY AND DOES NOT RELIEVE THE CONTRACTOR FROM RESPONSIBILITY FOR ANY ERRORS OR OMISSIONS.

PROJECT No. 24-12

DRAWING No. M1

DATE RECEIVED: NOVEMBER 26 2024

☒ REVIEWED

☐ AMEND AS NOTED

☐ RESUBMIT

REVIEWED BY
DATE

A.C.
NOVEMBER 26 2024

VENNERI CONSULTING ENGINEERS
1-1170 SHEPPARD AVE. W., TORONTO, ONTARIO M3K 2A3
T: 416-635-7838 venneri@vennerieng.com
F: 416-635-0514 www.vennerieng.com

O.N. Site Construction INC.
Shop Drawing Review

☐ REVIEWED

☐ REVIEWED AS NOTED

☐ REVISE & RESUBMIT

☐ REJECTED.

Nov 26, 2024
Date Reviewed:
Fernanda Lobato
Reviewed By:

This review is for the sole purpose of ascertaining conformance with the general design concept. It does not imply approval of the detail design inherent in the shop drawings, responsibility for which shall remain with this sub-contractor, nor shall such review relieve this sub-contractor of their responsibility for errors or omissions in the shop drawings or of their responsibility for meeting all requirements of the contract documents.

Responsibility for confirmation and co-relation of job site dimensions, for information pertaining solely to fabrication procedures or to techniques of construction or installation, shall remain with this contractor.



54 Audia Court, Unit 2
Concord, ON L4K 3N5
(905)-738-1400

Submittal 24-278-001

PROJECT NAME	PROJECT ADDRESS	DATE SUBMITTED
TD 2955 EGLINTON 24-278	2955 EGLINTON AVENUE W, MISSISSAUGA, ONTARIO	Nov 26, 2024

TO	FROM
Fernanda Lobato	INZAMAN KHAN
COMPANY	COMPANY
O.N. SITE CONSTRUCTION INC.	Consult Mechanical Inc.
EMAIL	EMAIL
fernanda@onsiteconstruction.ca	inzaman@consultmechanical.com
ADDRESS	ADDRESS
2861 Sherwood Heights Dr Unit 40 Oakville, ON L6J 7K1	54 Audia Court, Unit 2 Concord, ON L4K 3N5

Title

GRDs

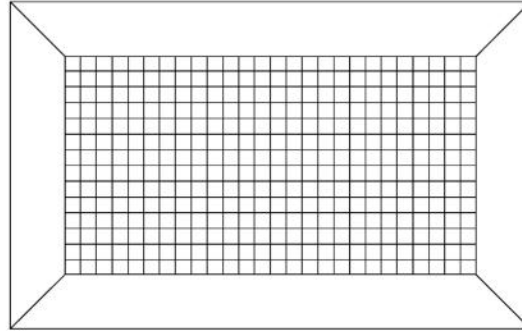
Description

GC. responsible for all quantities.

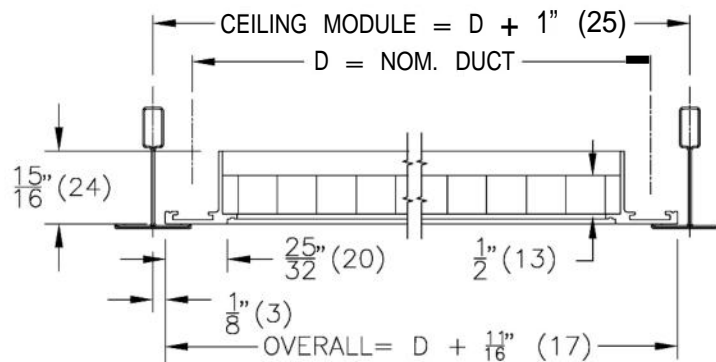
2 x Square Plaque Diffusers /SPD / 24"x24" / 8"
2 x Return Air Egg Crate Grille / 80 / 24"x6"

Package Items

80 Egg Crate Grille – 1/2" x 1/2" x 1/2" Core



Border: NF
3/4" (19) Narrow Flat Frame



Material:

- Grille - Aluminum construction

Finish:

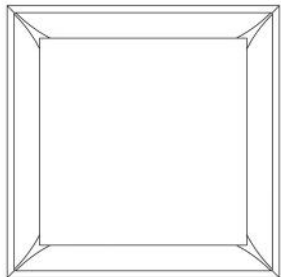
- B12 - Standard White

Notes:

- 1/2" x 1/2" x 1/2" aluminum grid core
- Maximum duct size without mullion = 48" x 24" (1219mm x 610mm)
- Maximum duct size with mullion = 96" x 48" (2438mm x 1219mm)
- Units with mullion supplied in one-piece frame construction
- Units over 96" x 48" (2438mm x 1219mm) supplied in sections c/w Duct Mounting Channel
- NF frame minimum duct size = 6" x 3" (152mm x 76mm)
- Factory tolerance $\pm 1/32"$ (1mm)

PROJECT: NESHAMA HOSPICE, 3 CADILLAC AVE, NORTH YORK **SUBMITTAL NO:** 259683-E **SUBMITTAL DATE:** 10/30/2024
ENGINEER: **CUSTOMER:** CONSULT MECHANICAL
DESCRIPTION: Egg Crate Grille, 1/2" X 1/2" X 1/2"
80//1/23.000/9.000/LI/NF/////24/10//0/////B12

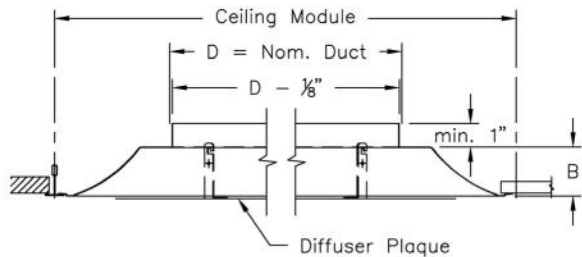
SPD Square Plaque Diffuser



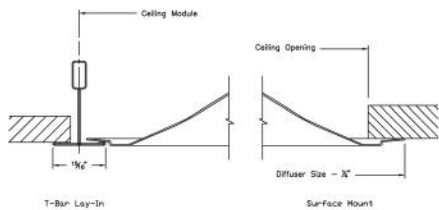
Duct Diameter: 8"
Backpan Height (B): 2 1/2"
Ceiling Module: 24" x24"
Ceiling Opening: 22" x 22"

Border: 31

15/16" T-Bar Lay-In or Surface Mount Application



Frame Detail:



Notes:

- 360° radial horizontal air pattern
- Removable face panel
- For 9/16" flat tee installation with style 31 frame, cross-tees must be firmly secured. Locking any unopposed cross tees to the main beam with clips such as Armstrong STAC is recommended. Corner clips from ceiling suppliers may also be used, or order 916 clip in GRD-PARTS (confirming fit with ceiling on site is recommended).
- Integral hanger loops
- Factory tolerance +/- 1/32"



Scan for link to additional product information

Material:

- Diffuser: Steel

Finish:

- B12 - Standard White

PROJECT: PARAMEDIC RESPONSE STATION 12825 KEELE ST
ENGINEER: GIALONARDO ENGINEERING
DESCRIPTION: Square Plaque Diffuser
SPD-1-2/1/8/24/24/31/////B12

SUBMITTAL NO: 258503-F
CUSTOMER:

SUBMITTAL DATE: 3/20/2024